



PLEASE READ, DIGEST and MAKE SURE ALL YOUR PARTY UNDERSTAND AND FOLLOW THESE RULES - THEY ARE FOR EVERYONE'S BENEFIT AND ARE A CONDITION OF THE USE OF THE SITE.

VEHICLES

Vehicles may be parked on the site ONLY on the area just inside the gate (between the hedge and the concrete posts.) - The posts must not be disturbed and Vehicles must NOT be driven on to ANY other area.

The trackway outside the site is public highway and must not be obstructed. It is also used by our neighbours to access their own property. Please take particular care when children are arriving and being picked up.

ACTIVITIES

No activities are provided on site.

Shooting, archery or tomahawk throwing are not currently permitted.

RISK ASSESSMENTS

A Site Risk Assessment has been carried out by Kennet District and Hirers are required to carry out a written risk assessment that covers all the aspects raised.

The following list is not exhaustive but you must include at least the issues listed:

- Well
- Roads
- Electricity
- Site capacity
- Trees
- Boundary fences
- Vermin (insects & rodents)
- Supervision
- Pond
- Woodpile
- Cess pit

Locations are shown on the attached Site Plan.

CLEANING

No cleaning is carried out by Kennet District and Users are required to have an adequate cleaning regime and provide all cleaning materials.

CLASSIFICATION

The site is classified as Campsite if the built in toilets are used or Green Field if Elson toilets are used.

SECURITY

A camera is installed that may collect personally recognisable images for security purposes. These will be reviewed and may be shared with other agencies including the Police. Kennet District will delete unshared images.

The site is surrounded by a wire mesh fence and accessed by a 5 bar gate

The gate is secured by a numeric padlock. The cabin is secured by keys kept in the key safe. Both use the same code. (see details under CABIN for more information). The cabin door needs to be pushed "shut" to operate the bottom lock.

If you have not been told the combination one week before your visit please make contact (contact details are given at the end).

Please make sure you "scramble" the numbers immediately after unlocking or locking up. ***Ensure you return the keys to the key safe before leaving !***

ENVIRONMENT

Please DO NOT cut trees or bushes for any reason - dead wood may be collected from the ground only. Please be careful of wild life.

Some sites may be taken out of use and taped off for resting from time to time. Please make sure they are not disturbed.

POND

The "Pond" at the far end of the Site has been cleaned out and contains water which may pose a drowning hazard. Please treat the "Pond" with respect and don't leave foreign bodies in it !

FIRES

The concrete slab farthest from the Cabin covers a deep well (See site plan). This has now been identified by placing a large tree trunk on it.

FIRES MUST NOT BE LIT ON THIS SLAB

Fire places are being left in a most unsatisfactory state - please ensure the following rules are followed

Fires may ONLY be lit on the concrete bases provided in each camp site or off the ground on altar fires.

Please ensure fires do not “spill over” from the slabs onto the ground.

Fireplaces must be left clean and tidy ready for the next user.

Please clear all fireplaces before leaving the site. Embers and ashes must be quenched and removed from the fireplaces. Ashes should be placed in the concrete “Ash Bunker”. Larger pieces of wood should be thoroughly doused and taken to woodpile.

Please remove any unburnt rubbish (including nails !) from the site

Please return all unburnt timber to the woodpile

NB the wood supply on site is very limited - please do not use it unnecessarily.

WOODPILE

Volunteers have recently spent a considerable amount of time clearing up the woodpile and getting rid of large quantities of material. This is classed as waste and we are not permitted to store or burn it on site. It should be moved by a licensed waste disposer at significant cost to Kennet District.

AS A RESULT IT HAS BEEN DECIDED THAT WE WILL NO LONGER ACCEPT IMPORTED WOOD AT THE SITE

Suitable clothing (including footwear) must be worn when using the woodpile.

Please check before leaving that wood has not been dragged on to the path to the toilets

PITS

Please do not dig pits of any sort for any reason.

RUBBISH

Please check the entire site for rubbish and litter before leaving. All rubbish should be removed from site by the user.

Particular attention should be paid to fire places, tent areas and any sites used for shelter building or other activities

WASTE WATER

Only Eco, environmentally friendly or cess pit friendly chemicals (including elsan fluid) should be used on site. Bleach must not be disposed of into the drainage system .

Elsan waste must be disposed of as described under “TOILETS” below.

Waste water must be disposed of on site through grease traps. It must not be disposed of into the cess pit.

TOILETS

NOTE : Toilet paper, elsan fluid, rubber gloves and cleaning materials etc are NOT provided.

Toilet pans are provided in the toilet block. Currently two are connected by a pipe out of the back of the block to a small chamber that is buried in the ground which then is connected to a pipe that discharges to the top of the cess pit.

The system operates using a bucket of water to flush the main toilet after use at the end of the day.

BEFORE LEAVING THE SITE

1. Thoroughly clean the toilet pan
2. Pour THREE buckets of water down the toilet pan to flush the drainage pipework.

The cess pit is fenced off and is out of bounds for safety reasons.

ELSAN TOILETS

Elsan toilets can be used if desired.. An elsan toilet is available in the Cabin.

Elsans can be emptied into the chamber behind the toilet block if required. To access the chamber you need to lift the circular inspection cover located directly behind the current toilet block and pour any effluent slowly down the drain. Please flush this down with a bucket of clean water.

Please clean the elsan toilets and return to the Cabin before leaving.

CABIN

A new cabin has been installed. This is accessed by a keysafe situated at the rear of the cabin in the gap between it and the old cabin. The old cabin is for maintenance use only and is not accessible to site users.

Cooking and naked flames (including lamps) are not permitted in the cabin.

Users may not leave ANYTHING in the container without prior permission – make sure you take EVERYTHING away with you at the end of your visit.

Please ensure the shutters & door are secured and the key returned to the keysafe before you leave (**see checklist in Cabin**).

WATER

Please turn the water supply off at the stopcock in the container the end of your stay (see diagram). Standpipes are provided at the toilets and on the side of the container. The meter is no longer used to isolate the supply.

NEIGHBOURS

We have neighbours - be considerate and keep noise down, particularly at night. Don't trespass on neighbour's property.

BALL GAMES

Please keep ball games to the main grass area of the Site. The Coronation Field opposite is also ideal for ball games

ALCOHOL

Prudent use of alcohol by adults is permitted in accordance with Scout Association rules & advice and any District or Group rules or policies. Please ensure all "empties" are removed afterwards.

FOOD DELIVERIES TO SITE Some supermarkets deliver to site. See SITE ADDRESS.

INJURIES

Minor Injuries Unit (not 24 hr) West Berkshire Community Hospital, Rookes Way, Thatcham RG18 3AS Tel: 01635 273300

A&E (24 hours) Royal Berkshire Hospital, Craven Road, Reading RG1 5AW

Tel : 0118 322 5111

SITE ADDRESS and EMERGENCY SERVICES CONTACT

Please use these details if you need to call the Emergency Services or to arrange deliveries.

Name of Site : Angels Corner Scout Campsite, Broad Lane, Upper Bucklebury

Postcode : RG7 6RT

Grid Ref : SU 549 688

Location : Upper Bucklebury – Junction of Broad Lane & Cemetery Road (East of Village centre)

What3Words : spent.foot.continues

Please make sure you inform Kennet District if you need to call the Emergency Services.

CONTACT DETAILS

All Enquiries to Ivan Osborne, Beechcroft, Irish Hill Road, Kintbury, Hungerford RG17 9XA
Tel : 01488 658 324 Mobile 07836 385 651)

E-mail : Ivan.Osborne1@Btinternet.com

If Ivan is not available contact :

Ian Robinson, 20 Burtons Hill Kintbury, Hungerford

(Tel 01488 657515 – mobile 07926 870333) e-mail ian.burtonh@gmail.com

FINAL REMINDER

The site is run on a "Do it Yourself" basis.

A good Scout will leave the following two things after their stay :- (1) their footprints (2) nothing but their thanks.

Site plan – with known hazards marked

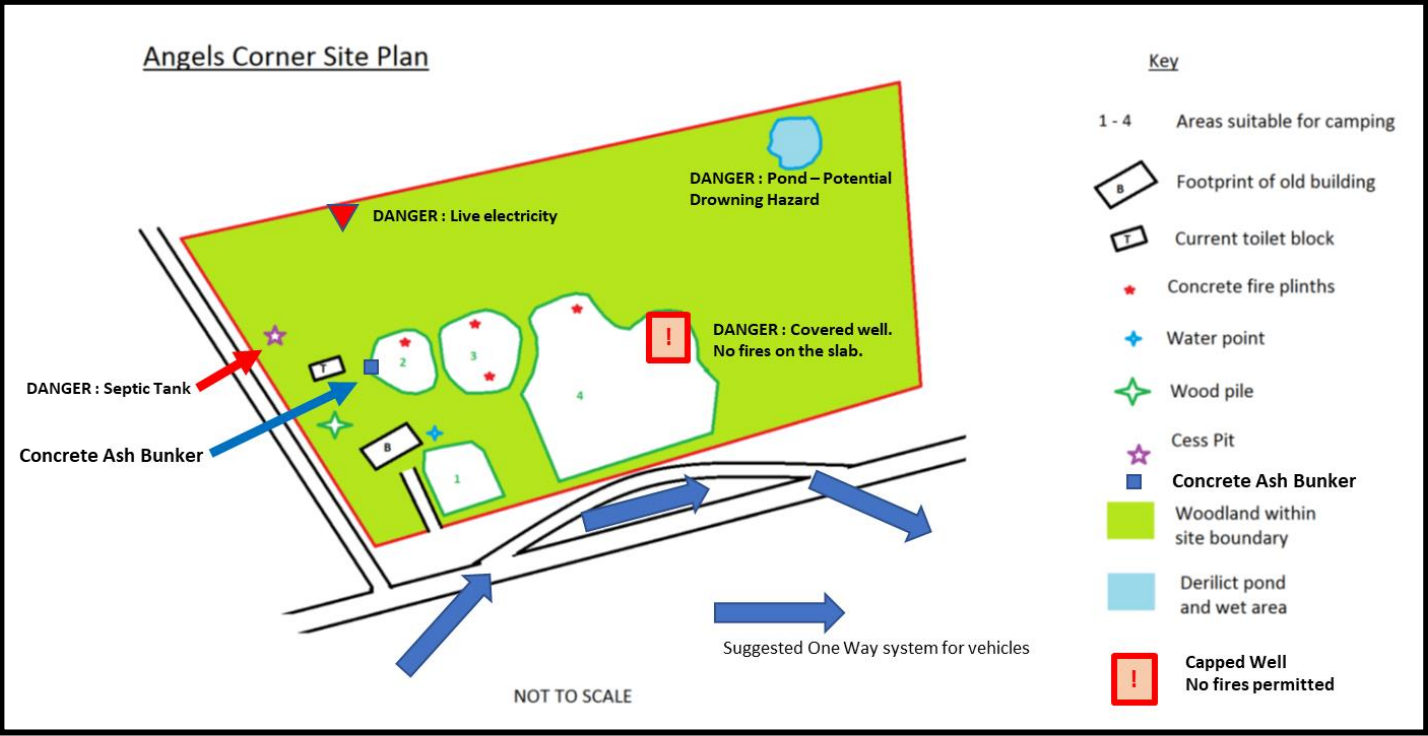


Photo 1
Key Safe – open & closed




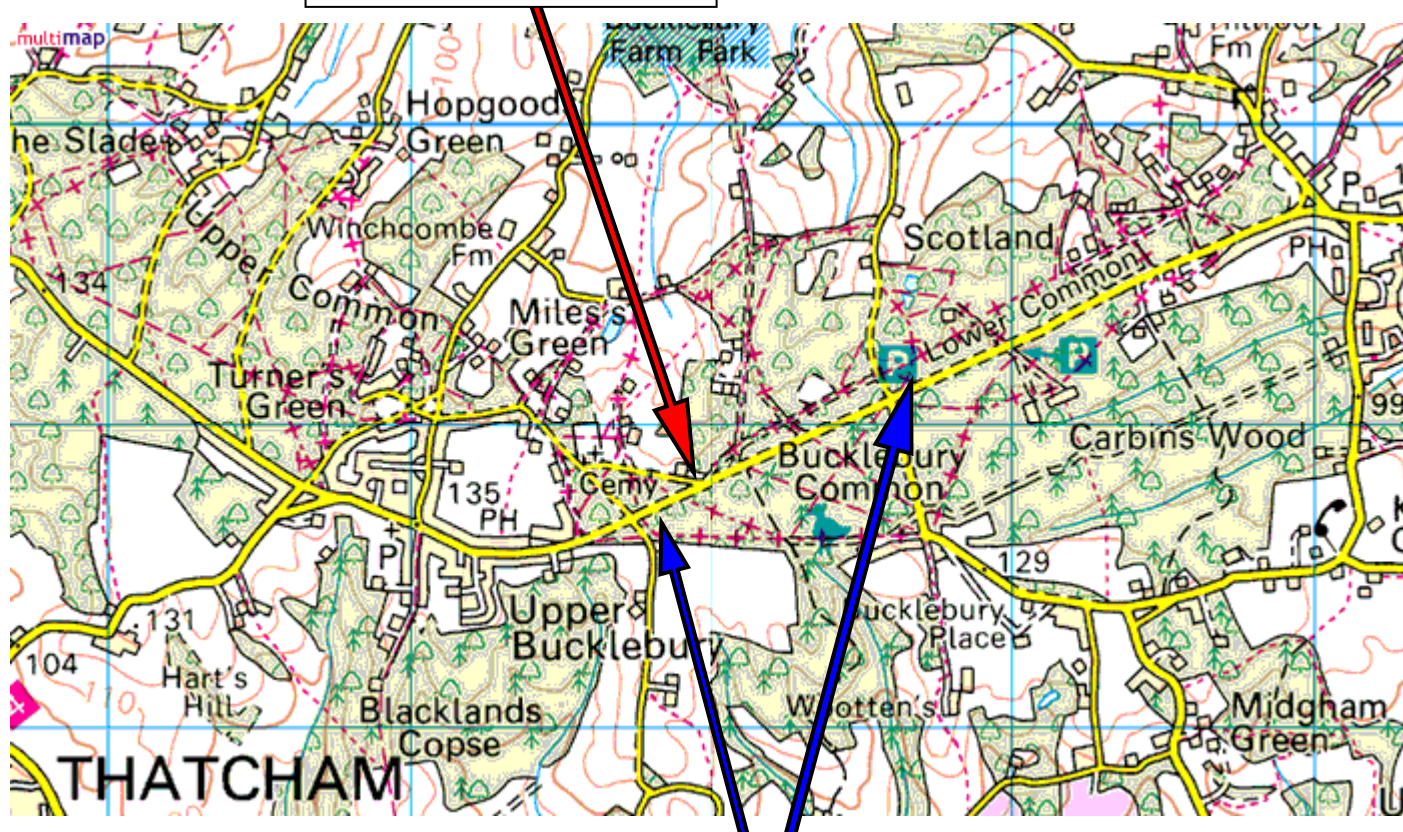
Photo 2
Water stopcock (inside Cabin)



Photo 3
Manhole (behind toilets)

LOCATION : ANGELS CORNER SCOUT CAMP SITE

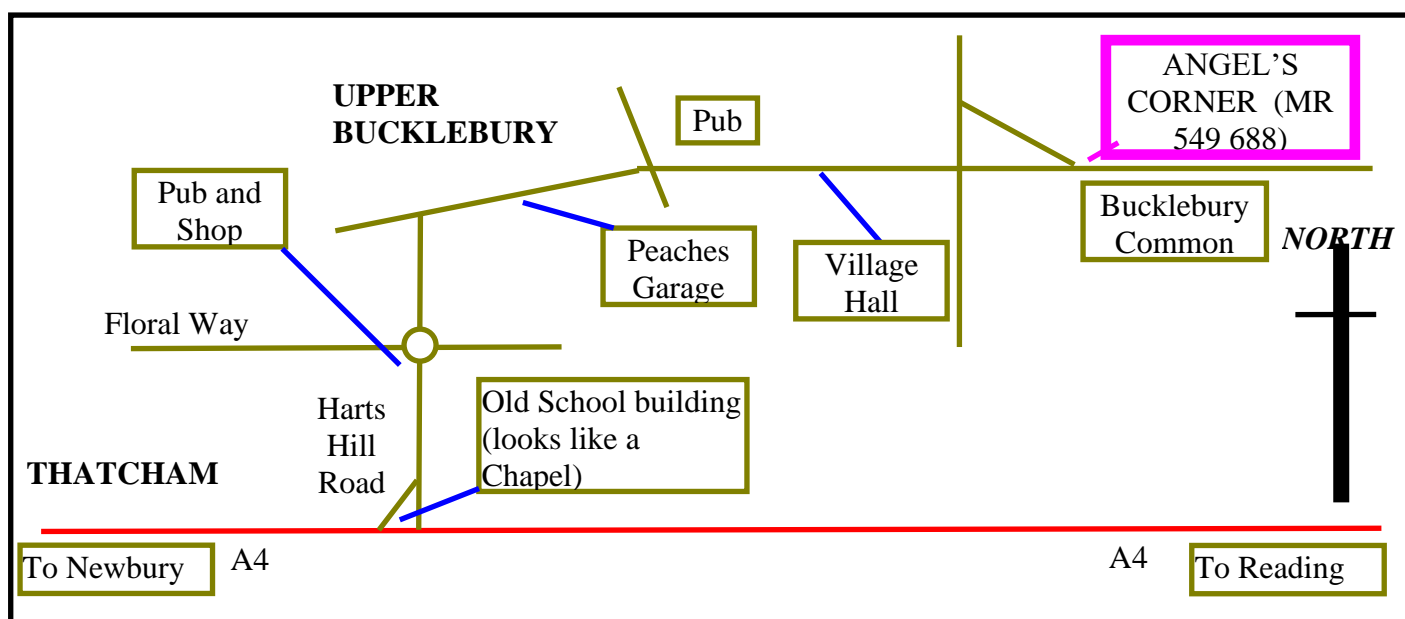
ANGELS CORNER SCOUT CAMP SITE



Additional Car Parking

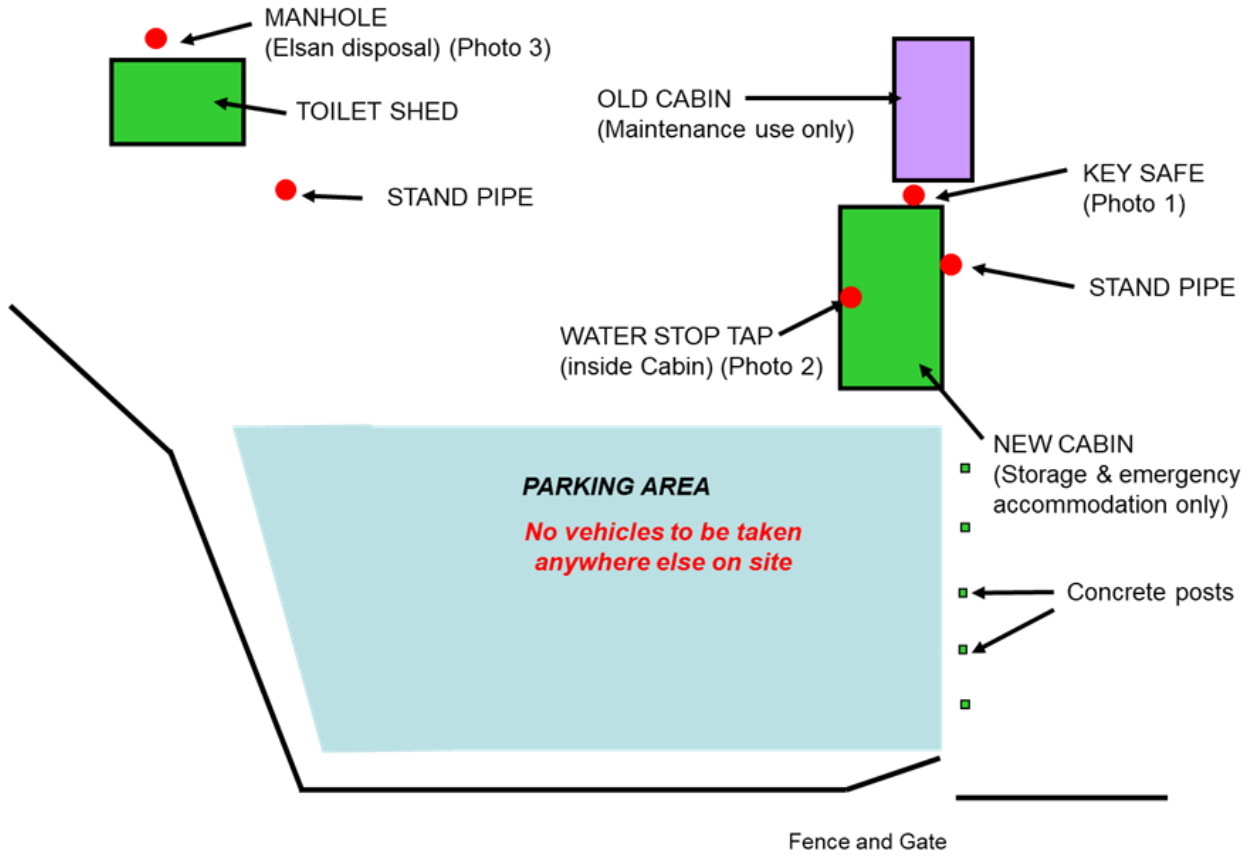
Grid Ref : SU 549 688 Postcode : RG7 6RT
 Location : Upper Bucklebury – Junction of Broad Lane & Cemetery Road (East of Village centre)
 What3Words : spent.foot.continues

TO FIND ANGELS CORNER SCOUT CAMP SITE



ANGELS CORNER CAMP SITE


Schematic – not to scale



V5- New Cabin & water supply – 12th September 2019

USING THE ELSAN TOILETS

(The Toilets are stored in the Cabin)



Approx ½ mug Elsan Fluid and 4 inches of water

Remove the bucket from the toilet
(ensure it is empty)

Put about ½ mug of Elsan fluid into bucket

Add about 4 inches of water and replace bucket into toilet

Empty the bucket into the manhole behind the toilet hut when $\frac{3}{4}$ full or at end of stay (take a bucket of water with you to rinse it out)

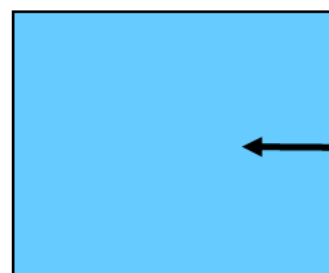
Return the empty Toilets to the Cabin



CESS PIT
(strictly out of bounds)



← Manhole



← TOILET HUT